

Armreifen im eleganten Strick-Design

Instructions No. 762



Top up-to-date in elegant powder tones is the design of these bracelets. The knitted dress for the papier-mâché bangles is made on one and Knitting needle game then sewn all around.

Here's [how it works](#)

Knock out the stitches and distribute Knitting needle game evenly over the surface

Knit the desired pattern in rounds until the outer height of the bangle is reached, then knit 1 round left stitch

Pearl pattern - soft-apricot (63)

cast on 46 sts

1 st re - 1 st li, offset in each row

Pimples - taupe (54)

45 M Attach

Knit 3 rows of sts

For the studs, work 4 sts out of one st, turn, work purl sts over the knitted sts

Turn and repeat again (1 x right, 1 x left)

In the next row row the 4 sts together again in right row

Knit 4 rows of sts between each knob
knit another 4 rows of sts

Ribs - cream (30)

45 M Attach

2 sts purl - 1 st re interlocked, repeat continuously

Plait pattern - raffia (55)

64 M Attach

Knit 2 rows of sts

Cast off 2 x 4 sts in the middle of each needle, i.e. cast off 2 sts on cast off needle behind work, work the following 2 sts and the 2 sts in rows on cast off needle, then cast off 2 sts on cast off needle before work, work the following 2 sts and the 2 sts in rows on cast off needle

Knit another 2-3 rows of sts

Knit the inner height of the bangle smooth right, then cast off the stitches loosely.

Fit the papier-mâché bangle into the knitted cover and sew it invisibly all around with mattress stitch

Glue on individual half pearls with gemstone glue.

Shortcuts:

Rd - Round

M - stitch

re - right

left - left

r. interlocked - right interlocked (stitch into the rear mesh link)









Title: Calculation of the number of meshes:


Circumference of the bracelet : 10 x meshes according to the mesh sample

Example: Circumference 26 cm : 10 x 18 meshes according to the mesh sample = 47 meshes

With the plait sample, more meshes must be tied up, since it contracts strongly


Empfehlungen


		
3,25 €	2,89 €	3,49 €
1 Add to shopping cart 	1 Add to shopping cart 	1 Add to shopping cart 



2,90 €


1

Add to shopping cart 



3,49 €

1

Add to shopping cart 

Article information:

Article number	Article name	Qty
361699-54	Schachenmayr "Catania"Colour 00254	1
632836	Half pearls, mother of pearl	1
642439	VBS Gemstone glue	1
360357	Prym Embroidery needle assortment, without point	1
970373	VBS Handicraft scissors "Pointed"	1