

Basic instructions moravian stars

Instructions No. 3175

Difficulty: Beginner


Working time: 30 Minutes


Moravian stars are beautiful, decorative stars that can be folded and glued out of paper. These traditional stars are not only a beautiful eye-catcher, but also a creative way to practise your dexterity.

In these basic instructions, we show you step by step how you can easily make your own moravian stars. With a few simple materials and a little patience, you can create atmospheric Christmas decorations or gift tags. Look forward to great crafting fun!






























[Paper strips, Winter Forest](#)



5,79 €

[Item details](#)

Quantity:

1

Add to shopping cart



[Discover now](#)

Article information:

Article number	Article name	Qty
----------------	--------------	-----