

Basteltechnik: Handlettering

Instructions No. 1521

Handlettering are artistically painted letters that give each message a particularly personal touch. These are not written only on greeting cards but also on Stretched Canvas, lamps, watches and even cups.



Handlettering - the art of writing

In handlettering, letters and messages are not written by PC, but artistically by hand. In addition, the message is supported by small squiggles, lines and banners.



On small furniture



or cups



Practice makes perfect

In order to create beautiful jewelry messages in addition to your own handwriting, you should first practice **writing the** letters with a pen and Paper

For this purpose you should have a **exercise booklet** and various pens. There are already "finished" exercise books in which different fonts are given to you as exercises in individual units. Or alternatively, use a lined exercise book and practice letters in different fonts. The PC or the Internet offer many different suggestions.






Collect fonts & designs

The best creative ideas usually come unexpectedly. So that you can remember your idea later and plan your handlettering project, get a notebook and use it for your fonts and graphic ideas. Drawing the decorative elements and letters is again a great exercise

Special effects

For artistic writing with "shadow" (= classic calligraphy writing), either a pen with a calligraphy tip is suitable or this effect is painted by hand - in this case, it is also possible to work with different colours.




Handlettering with different pens

Further effects can be created by selecting the pen. For example, you can paint and draw with a **brush pen**, and with a little practice you can even write in calligraphy script. **Fineliners** are, on the other hand, indispensable for drawing the contours.

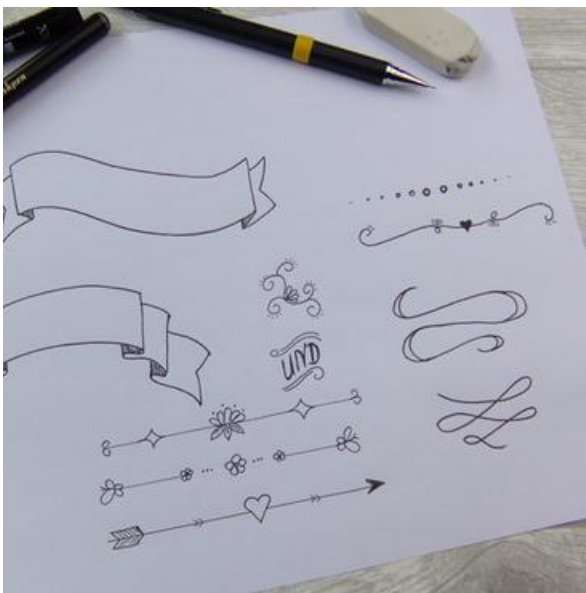
Depending on the painting ground, special pens should be used: there are special pens for handlettering on **porcelain** or on **fabric**. For handlettering on **Stretched Canvas** or **wood**, marker pens are recommended. These can be applied in a pleasantly opaque manner and are then dried to be waterproof.

Some particularly high-quality Handlettering pens are produced **on an alcohol basis**. These are particularly colour-intensive, can be painted very pleasantly and richly and dry extremely quickly. The paint does not bleed through the Paper. However, they must not be left exposed for long, as they dry out faster.



Jewellery elements

Decorative elements Flower tendrils, decorative arrows, little hearts, balloons, decorative bows or decorative banners - only the multitude of self-developed decorative elements transform the artistically written messages into true works of art. Get yourself a small collection of personal decorative graphics for this as well!



Article information:

Article number	Article name	Qty
761550	edding 1340 "Tangle brush pen set"	1
761093	Fineliners Pens "Nano-Liner", set of 4	1
695374	MDF board "Wall clock"	1
762182-01	edding 4200 Porcelain brushpenBlack	1
735834	VBS Boxes "Square", set of 3	1
537575	VBS Cards & Envelopes "Vintage Mega set"	1