

# Crackle-Mosaik

Instructions No. #









## Crackle Mosaic - the dazzling top trend for all hobbyists!

In our new handicraft film we show you the simple application from Crackle-Mosaic on glass or Acrylic.

With the practical tips and the right accessories, you too will ..to be a crackle-mosaic artist.

.. so watch it and start tinkering right away!

### Empfehlungen

|  |  |  |
|--|--|--|
| <br><b>6,39 €</b>                       | <br><b>4,99 €</b>                       | <br><b>3,79 €</b>                       |
| 1 <a href="#">Add to shopping cart</a>  | 1 <a href="#">Add to shopping cart</a>  | 1 <a href="#">Add to shopping cart</a>  |

Article information:

| Article number | Article name   | Qty |
|----------------|--|-----|
| 940030         | Silicone adhesive                                    | 1   |
| 465755-01      | VBS Mosaic-Joint FillerWhite<br>(leider ausverkauft) | 1   |
| 330350         | VBS Painting sponges, 3 pieces                       | 1   |