

Craft paper flowers: Instructions for various paper flowers


Instructions No. 3287

Difficulty: Beginner


Colourful, bright flowers bring a smile to everyone's face - no matter how gloomy the weather outside is. Instead of real flowers, we've opted for crepe paper flowers today. They don't wilt and are also suitable for allergy sufferers. The flowers look much more complicated than they are to make. In these instructions, we will show you how to make each of the paper flowers shown.






















































[VBS Crêpepaper, Red](#)

● **1,15 €**
(1 m2 = 1,15 €)

[Item details](#)
Quantity:

1

Add to shopping cart



[Register now](#)

706636-08	VBS CrêpepaperBlue	1
706636-25	VBS CrêpepaperPurple	1
706636-30	VBS CrêpepaperYellow	1
706636-16	VBS CrêpepaperPink	1
601504	Florist tape, brown	1
601597	Winding wire	1
970020	VBS Side cutter	1
21905	VBS Handicraft scissors "Pointed", set of 2	1
130134	VBS Universal ruler	1