

Engraving swing-top bottles

Instructions No. 3486

Difficulty: Beginner 🍴🍴🍴🍴

Working time: 1 hour

Give the gift of something very special with **engraved bottles** that inspire with their uniqueness and personal touch. Whether as an individual gift or as a decorative element in your home - engraved bottles are a real highlight. Our step-by-step guide shows you how to easily create great effects and round them off with a personalized gift tag. Let your creativity run wild and impress friends and family with your homemade work of art!



Eye-catching engraved bottles with personal charm!

Step 1: Preparing the engraver

Before you get started, you should charge your engraver. A fully charged device will help you to work evenly and without interruption.

Step 2: Transfer the lettering to the bottles

Use a suitable stencil, to draw your desired lettering on the bottle with a foil pen. Make sure that the lines are clear and even so that the engraving result is clean and precise.

Step 3: Engraving with the diamond cutter ball

Now it gets exciting! Insert the diamond cutter ball into the engraving pen. The diamond cutter is a special attachment that is ideal for engraving glass as it is particularly hard and resistant. Switch the device on to the highest setting so that it can carve the lines effortlessly into the glass. Slowly follow the drawn lines and work at a steady pace to achieve a clean result.

Step 4: Clean the bottles

After you have finished engraving, you should remove all the foil pen lines from the surface. To do this, wash the bottles thoroughly with water. This will make the freshly engraved surface shine beautifully and clearly.

Step 5: Decorate with a gift tag


As a finishing touch, you can add a stylish gift tag to your engraved bottles. It adds a personal message to the gift and gives it a special touch. Choose a ribbon or thread that matches your design and attach the tag securely.

Experience the art of engraving!

Ready to create your own engraved bottle? Visit our online store to discover the best engraving tools, durable diamond cutters and stylish gift tags! Let your creative streak run wild and create unique designs on glass. A personalized gift is waiting to be completed by your hand!






Must Have




VBS Mini swing top bottles, 4 pieces

● 6,99 €

 Item details

Quantity:  

Add to cart 



New instructions

Straight to your inbox every week

register now >

Article information:

Article number	Article name	Qty
766302	VBS Mini swing top bottles, 4 pieces	1
11766	Battery engraving set with 4 attachments	1
20571	STAEDTLER Lumocolor "Foil pen - fine"	1
45284701	Bullet Journal Stencil "Alphabet"	1
20758	VBS Gift tag "White Mix"	1
20647	VBS Cotton cord "Duo"	1
567725-07	POSCA Marker PC-1MCBlack	1
622028	Jingles "Gold", 110 pieces, assorted	1