

# Instructions: Customized wrapping paper

Instructions No. 1129



Individually designed wrapping paper gives your gift a special value. If you adapt the wrapping paper with a lovingly self-made look to the gift, then the joy of giving a present will certainly be great.

And it's that easy:


## Which craft materials do I need for the individually designed wrapping paper?

Straw silk paper is used as Paper . These are designed with the help of Ink Pads, stamp and acrylic block.


## How do I make individually designed wrapping paper?


Acrylic blocks and stamps are used to make stamps with which the Straw silk paper is designed. Afterwards, the Straw silk paper can also be stuck on gift boxes or packages and give them a unique look.

## Recommendations





**3,99 €**

1Add to cart 




**3,99 €**

1Add to cart 



**3,99 €**

1Add to cart 



5,99 €

1

Add to cart

### Article information:

Article number	Article name	Qty
706605-02	VBS Straw silk, 50x70cm, 3 sheetsIvory	1
706605-13	VBS Straw silk, 50x70cm, 3 sheetsLight blue	1
706605-10	VBS Straw silk, 50x70cm, 3 sheetsPink	1
54360601	Acrylic block set of 2	1