

Kerzen mit goldenen Akzenten und Ornamenten

Instructions No. 922




Simply make these candles yourself and bring the romance into your home. With their filigree ornaments they remind of 1001 nights.. Golden times are dawning again! Design many shapes and patterns yourself.


And it's that easy:


Cut the wax plates and warm them up in your hands. Put them around the candle and press the plates lightly. Form spirals from the wax strips and proceed as with the wax plates. Fill the gaps with the Candle - Liner in Glitter-Gold. Paint the free end surfaces with the Candle - Liner in Gold.

Recommendations





3,19 €

1 [Add to cart](#) 




2,99 €

1 [Add to cart](#) 



4,59 €

1 [Add to cart](#) 

Article information:

Article number	Article name	Qty
501880-73	Pillar candle flat head 120/60mmCream	1
500692-01	Decorating wax, 22 x 8 cmMattgold	1
502696-01	Wax strips, smooth, 30 pcsGold	1