

# Macramé dream catcher

Instructions No. 1470

Difficulty: Beginner 

Dream catchers do not look only pretty - it is said that the Indian cult objects drive away bad dreams and thus ensure a particularly good sleep.

## How to wind

For the green dream catcher you need one metal ring each in Ø 10 cm and in Ø 15 cm. The small ring is wrapped with white Warp yarn, the big one with green Jute yarn . Here the thread is laid to a loop and always knotted at the same place, so that a clean winding optics develops.

Now the natural coloured Warp yarn is wrapped around the small metal hoop with wide loops. As soon as a complete round has been wound, the thread is wound in the same way in the 2nd round into the loops of the first round.

For this, pull brown wooden beads onto the warp thread and position them on the thread according to your personal taste. The star-shaped winding is sewn in the middle with a final wooden bead.

With green Jute ribbon now the large and the small ring are knotted together. Make sure that the small ring is really fixed in the middle and that the green fixation bands are exactly opposite each other. These can be decorated with a Wooden ball further

## Macramé-strings


Tie Macramé-strings knotted in the weaver's knot between the rings, the hanging band can also be decorated in this way

For a step by step instruction for the weaver's knot, see for example instruction 1401 Instructions for a stylish Macramé lamp.

## Decoration and Feathers


There is hardly a dream catcher without wooden beads and Feathers. Hang the dream catcher on a hook and tie jute ribbons or matching ribbon in the lower quarter with Feathers and beads.





## Wrap rings...

Evenly wrapped rings are successful even for inexperienced users.



## ..thread into rounds

Inside the metal rings the thread is threaded in round loops - this results in a great mesh pattern.

## Other colour - other optics


Use a different metal ring size, tapes in a different color, wrap as you please.

This turquoise dreamcatcher is a great example of an idea with simple wraps, something Macramé, Ribbon in fresh turquoise colour, pearls and fluffy Feathers.

Each self created dreamcatcher is unique, ideal not only for your own home but also as a gift idea. With bright colors also great for the children's room



Must Have




[Metal ring "Circle", White, Ø 10 cm](#)

● **1,39 €**

[Item details](#)

Variants ▼

Quantity: −  +

Add to shopping cart 

Article information:

Article number	Article name	Qty
361965	Warp yarn "Natural white", 200 m	1
574150-02	Wood Bead MixNature	1
574150-03	Wood Bead MixSpring	1
111065	VBS Handicraft glue	1