


Shabby Chic auf Keilrahmen


Instructions No. 152





With acrylic paints and Structure Paste with the wiping technique a picture is quickly created, which with the painted and self-adhesive butterflies in Shabby Chic.


Recommendations


1 **3,99 €** 


1 **Add to cart** 


1 **5,99 €** 


1 **Add to cart** 


1 **6,99 €** 

1 **Add to cart** 

1 **3,79 €** 

1 **Add to cart** 

1 **4,99 €** 

1 **Add to cart** 

Article information:

| Article number | Article name | Qty |
|-----------------------|--|------------|
| 841214 | VBS Stretched canvas 30 x 40 cm | 1 |
| 27549 | VBS Structure paste "Coarse grain"230 ml | 1 |
| 70522 | Crepe-Adhesive tape, 50 m | 1 |
| 330350 | VBS Painting sponges, 3 pieces | 1 |
| 347556 | KREUL Disappearing ink pen | 1 |