

Stars from folding paper

Instructions No. 2895

Difficulty: Beginner 🍃🍃🍃🍃


Working time: 2 Hours


In our instructions, we show you a beautiful **folding star** that is only folded and then put together. You don't need any glue. The stars can be hung up and decorate your home. Also a great gift idea!



Folding instructions for the stars:

Take the **paper** of your choice and fold it using our **folding instructions**:

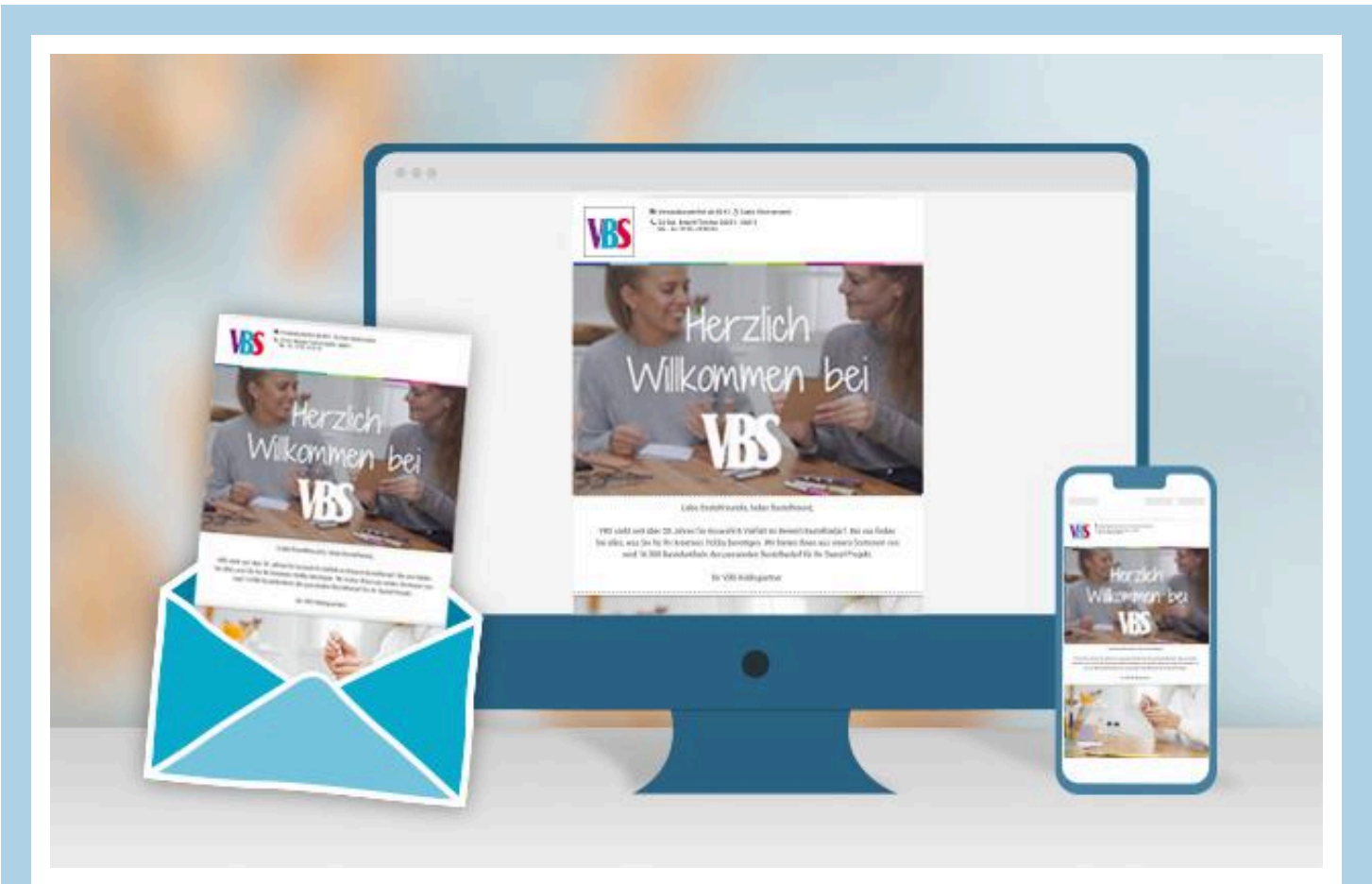








Use the hole punch to punch a hole in the star and pull the **nylon thread** through.



New instructions

Straight to your inbox every week

register now >

Article information:

Article number	Article name	Qty
21681	Folding paper "Text and notes"	1
607605	Perlon thread, 0.25 mm thick, 100 m long	1
133050	VBS Hole puncher	1